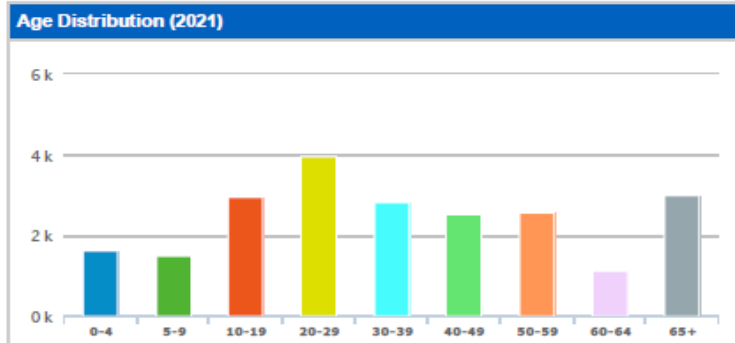


DOWNTOWN STOCKTON 2021 DEMOGRAPHICS REPORT

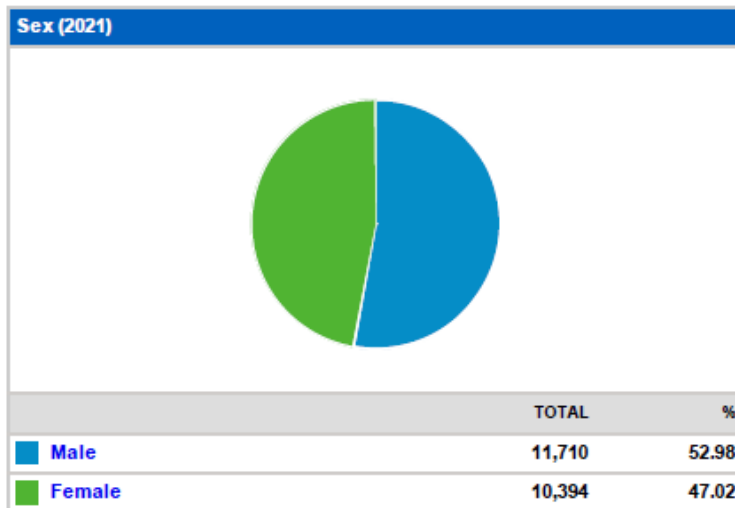
All data on this document is drawn from [Advantage Stockton](#).

WITHIN 1 MILE

Population (2021)	
TOTAL	22,104

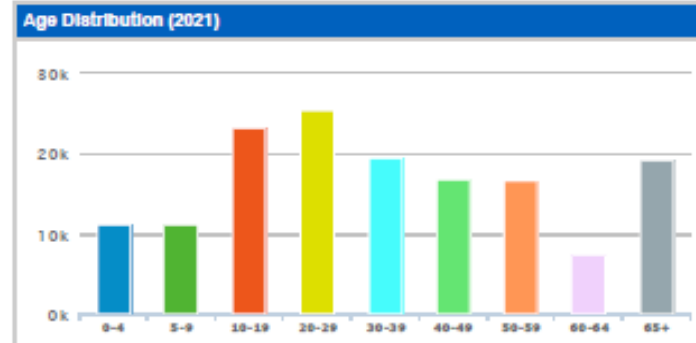


	TOTAL	%
0-4	1,637	7.41
5-9	1,489	6.74
10-19	2,978	13.47
20-29	3,962	17.92
30-39	2,825	12.78
40-49	2,532	11.45
50-59	2,557	11.57
60-64	1,131	5.12
65+	2,993	13.54
Average Median Age	32.87	n/a

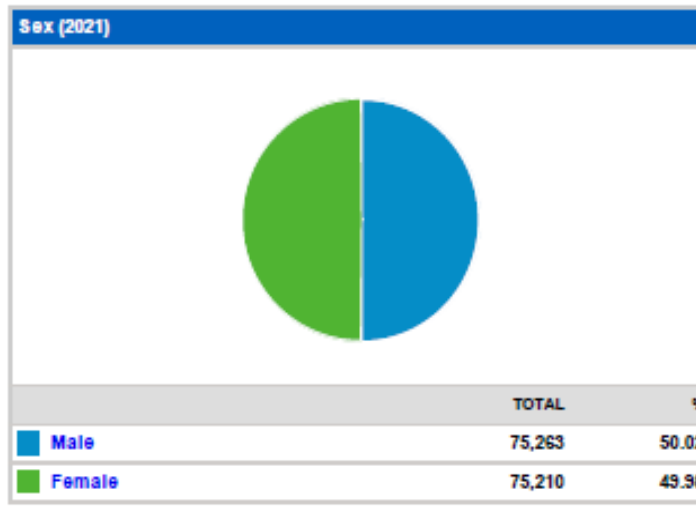


WITHIN 3 MILES

Population (2021)	
TOTAL	150,473

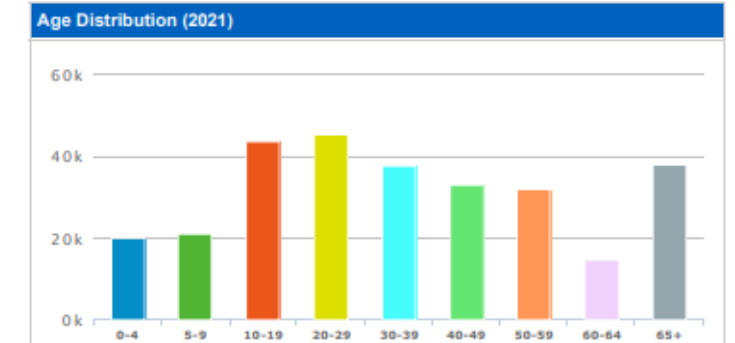


	TOTAL	%
0-4	11,201	7.44
5-9	11,192	7.44
10-19	23,220	15.43
20-29	25,494	16.94
30-39	19,449	12.93
40-49	16,798	11.16
50-59	16,605	11.04
60-64	7,365	4.89
65+	19,149	12.73
Average Median Age	31.62	n/a

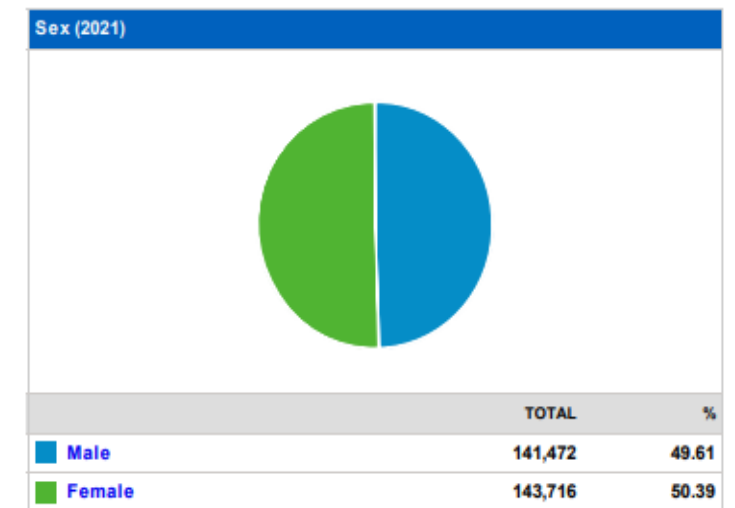


WITHIN 5 MILES

Population (2021)	
TOTAL	285,188

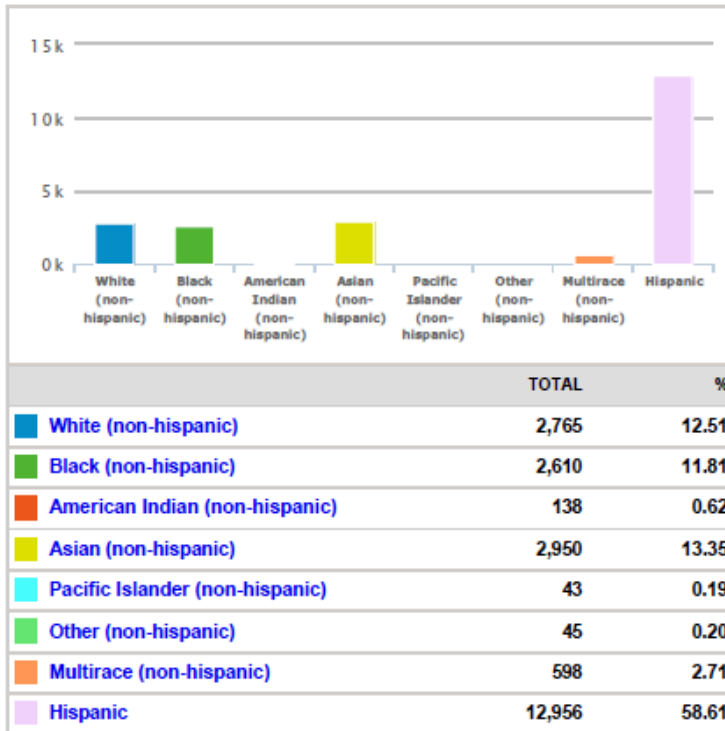


	TOTAL	%
0-4	19,964	7.00
5-9	20,834	7.31
10-19	43,739	15.34
20-29	45,313	15.89
30-39	37,661	13.21
40-49	33,121	11.61
50-59	31,849	11.17
60-64	14,628	5.13
65+	38,079	13.35
Average Median Age	32.93	n/a

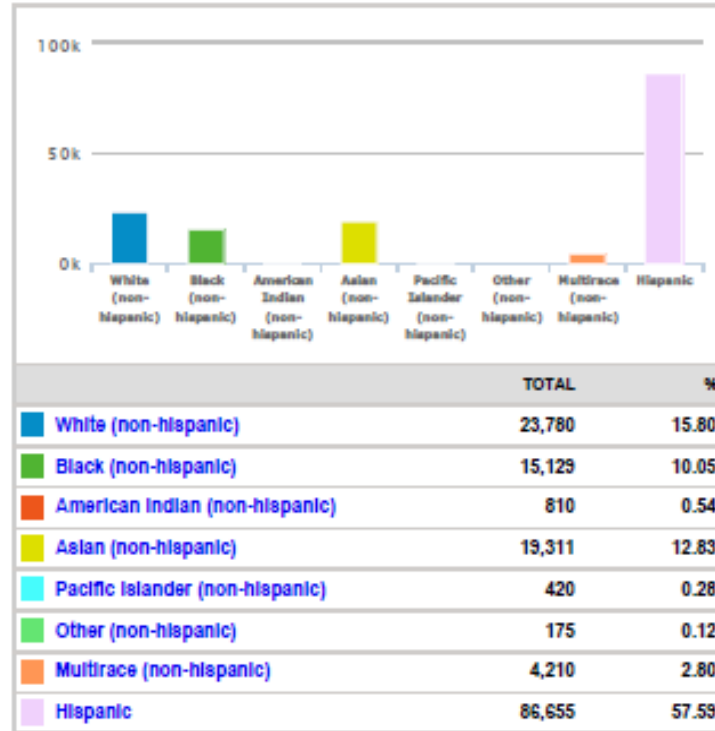


DOWNTOWN STOCKTON 2021 DEMOGRAPHICS REPORT

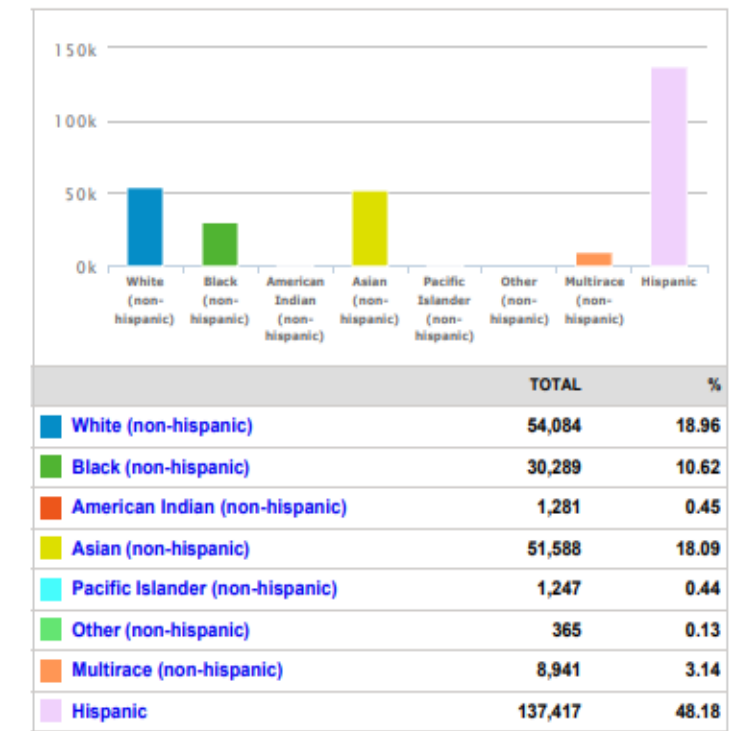
Ethnicity Distribution (2021)



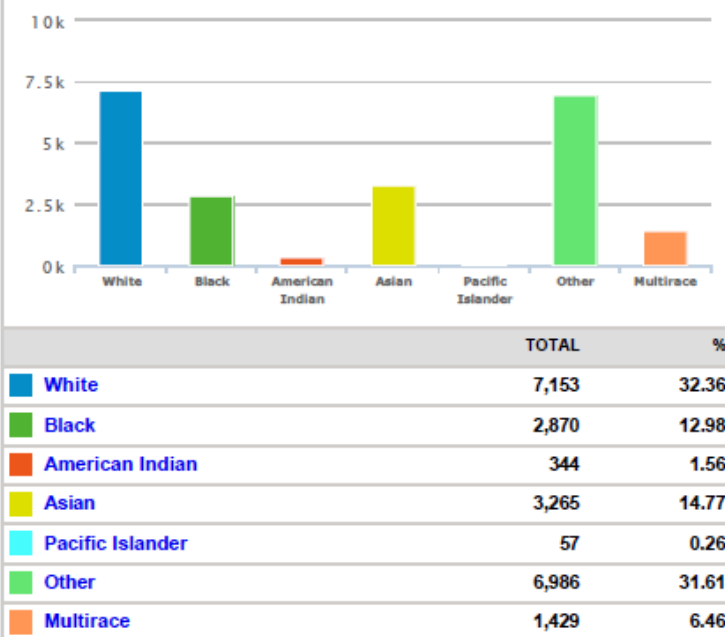
Ethnicity Distribution (2021)



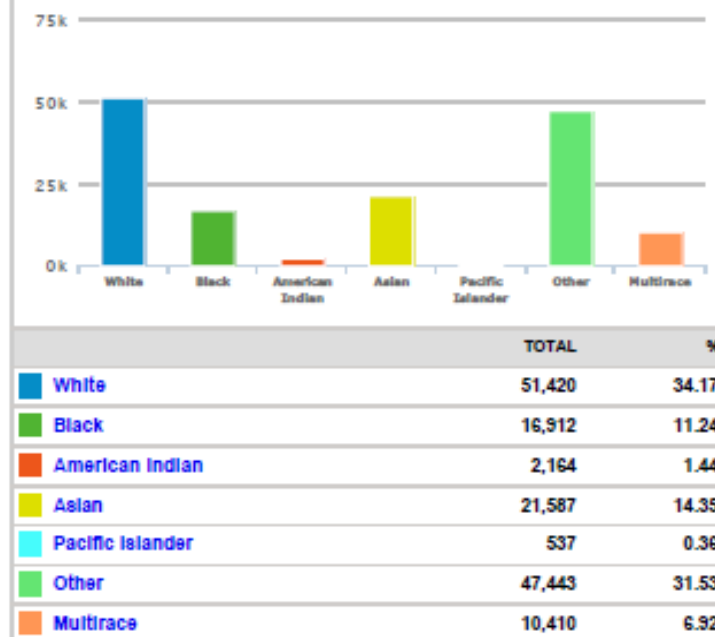
Ethnicity Distribution (2021)



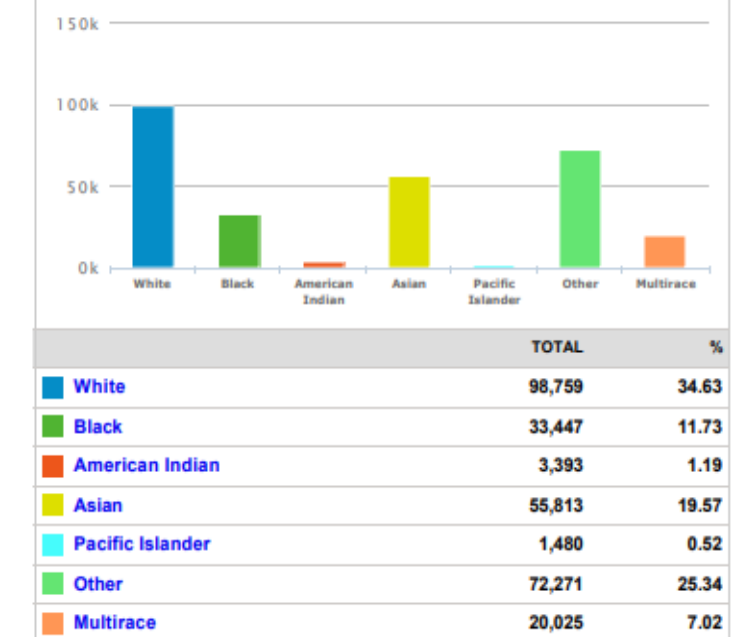
Race Distribution (2021)



Race Distribution (2021)



Race Distribution (2021)

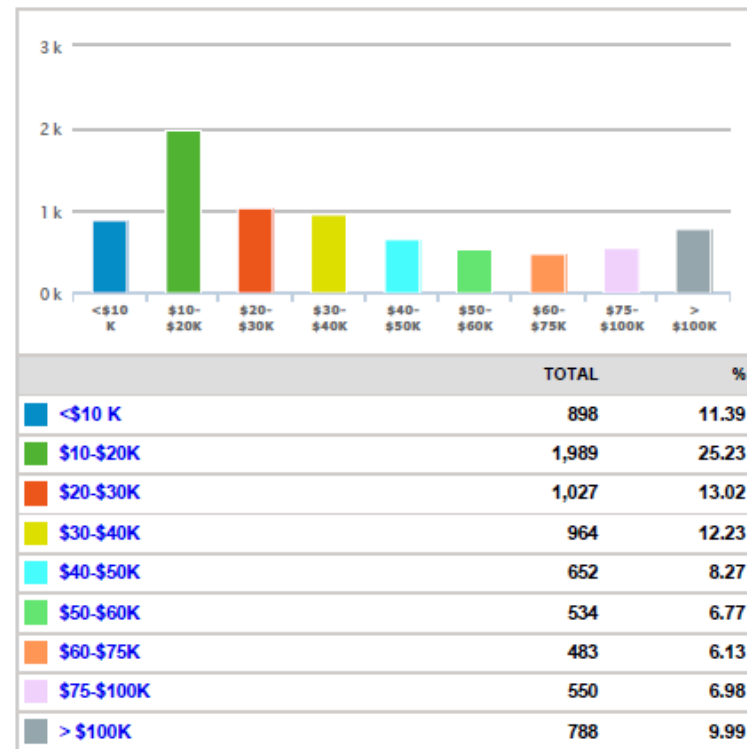


DOWNTOWN STOCKTON 2021 DEMOGRAPHICS REPORT

Total Households (2021)		
	TOTAL	%
Households	7,885	n/a
Families	4,179	53.00

Average Household Income (2021)	
	TOTAL
	39,229.52

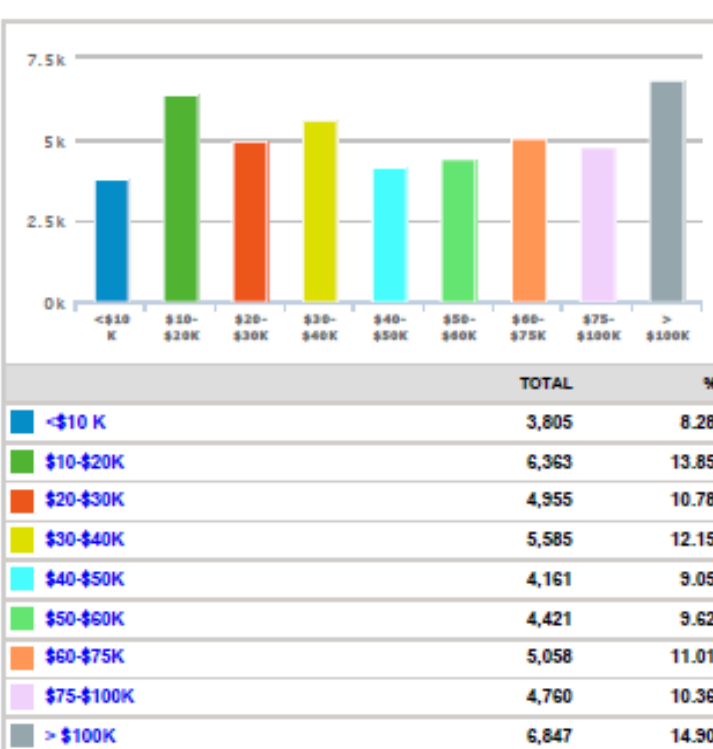
Household Income Distribution (2021)



Total Households (2021)		
	TOTAL	%
Households	45,955	n/a
Families	32,004	69.64

Average Household Income (2021)	
	TOTAL
	60,512.75

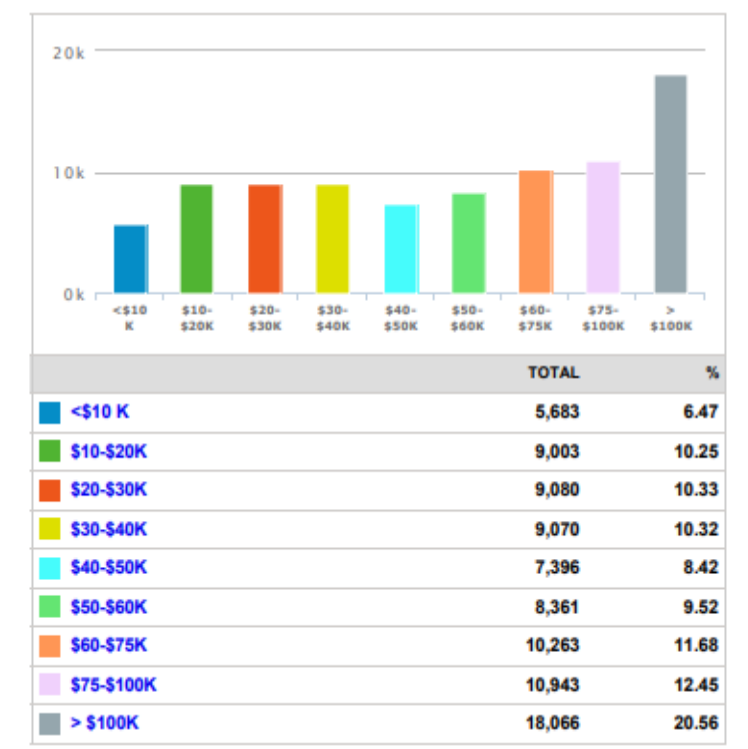
Household Income Distribution (2021)



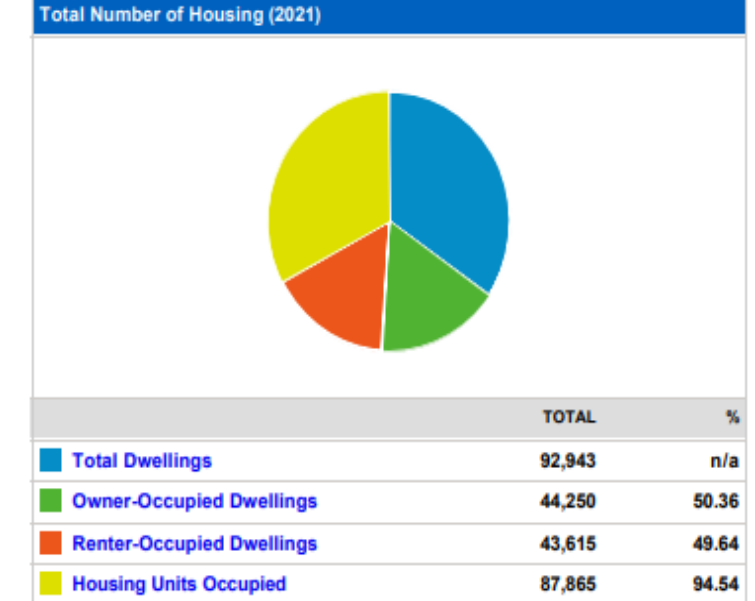
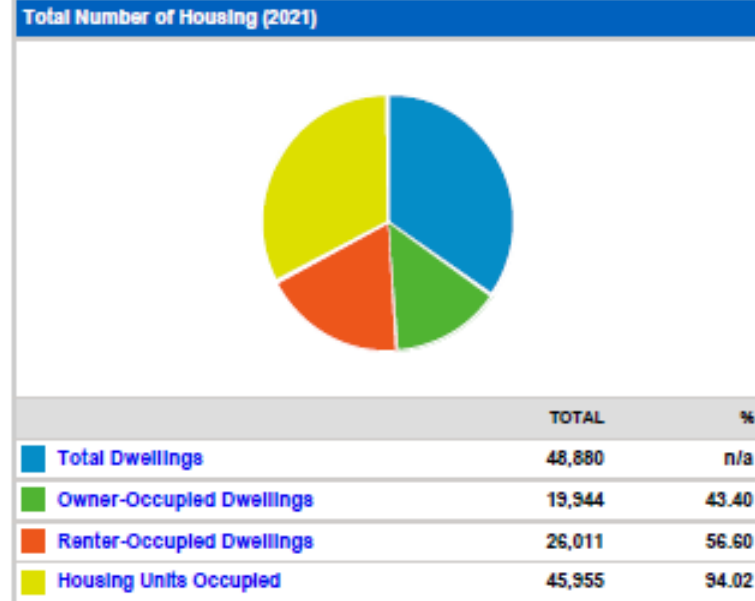
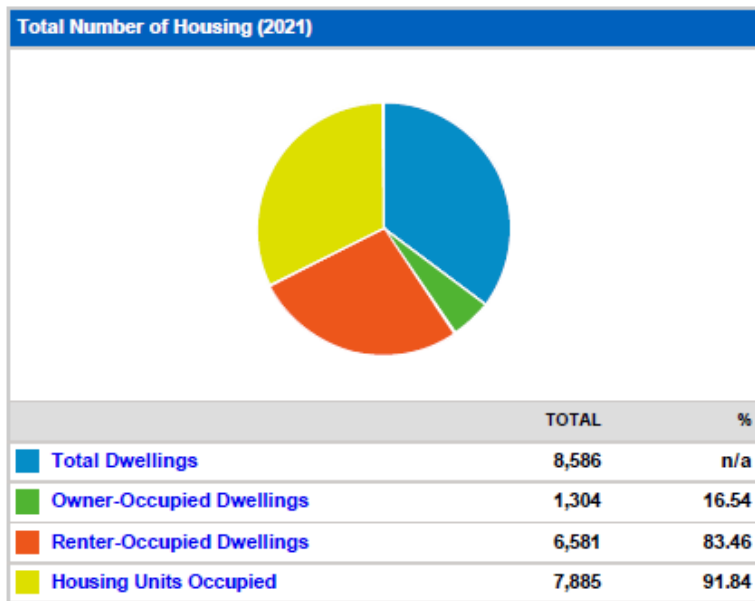
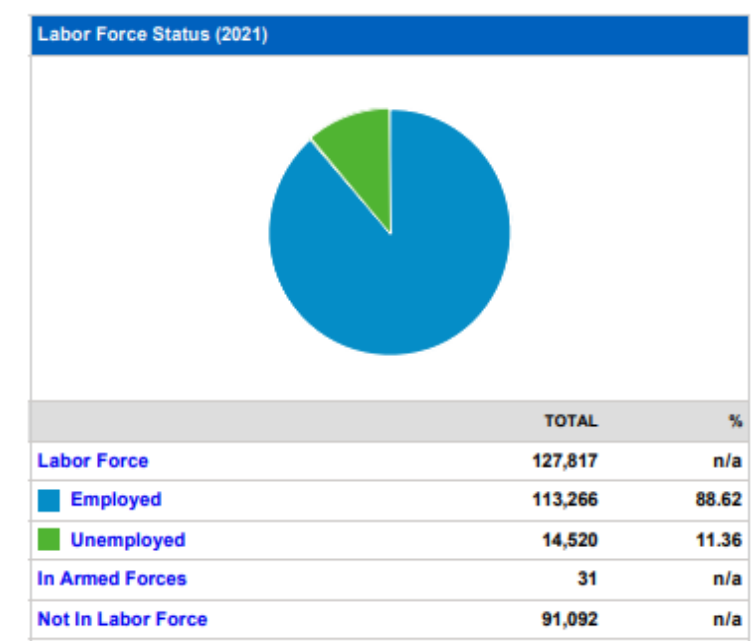
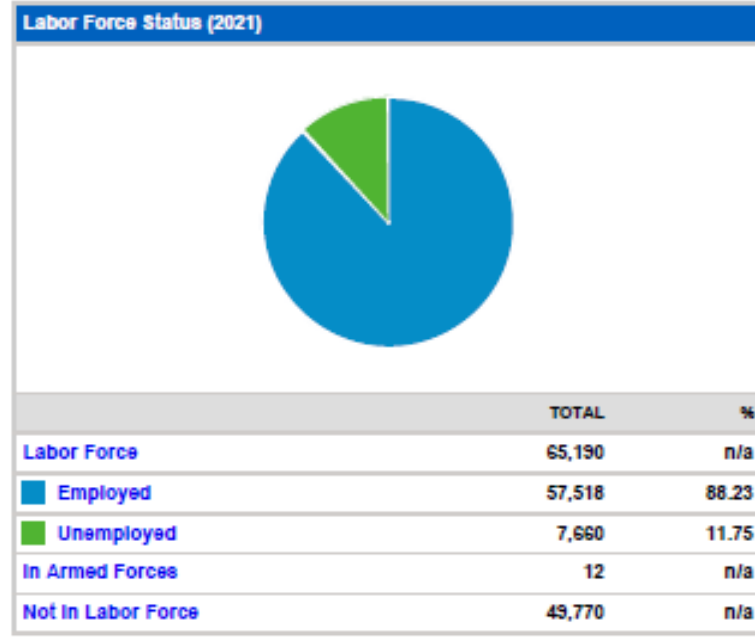
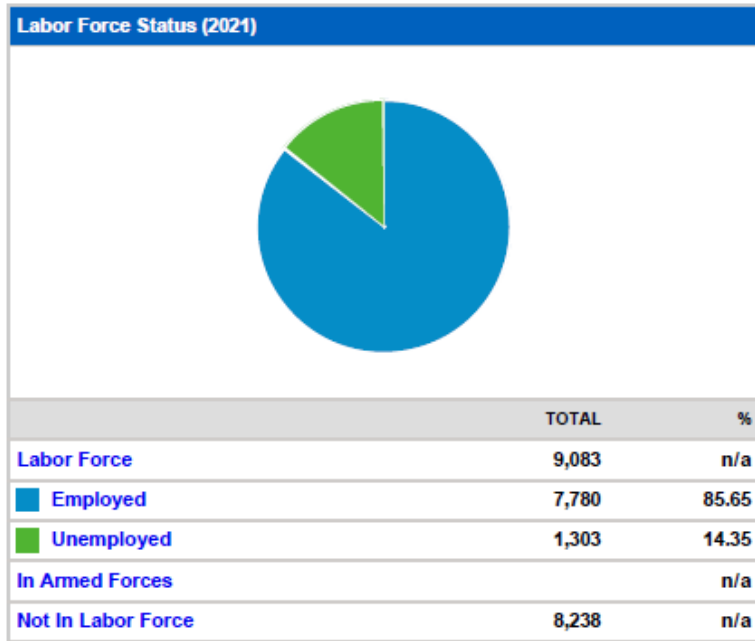
Total Households (2021)		
	TOTAL	%
Households	87,865	n/a
Families	62,926	71.62

Average Household Income (2021)	
	TOTAL
	76,330.91

Household Income Distribution (2021)

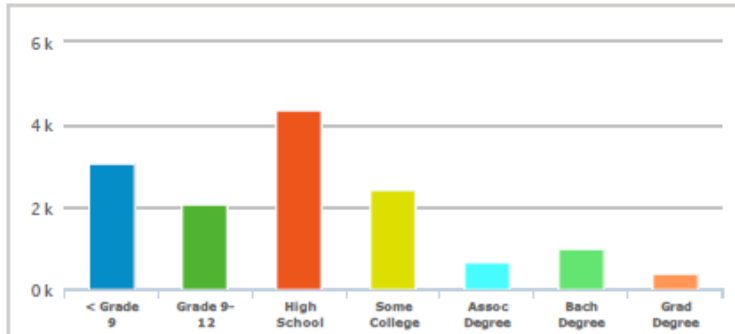


DOWNTOWN STOCKTON 2021 DEMOGRAPHICS REPORT



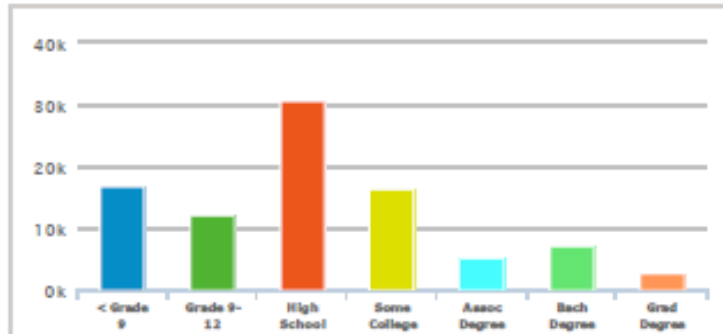
DOWNTOWN STOCKTON 2021 DEMOGRAPHICS REPORT

Education Attainment (2021)



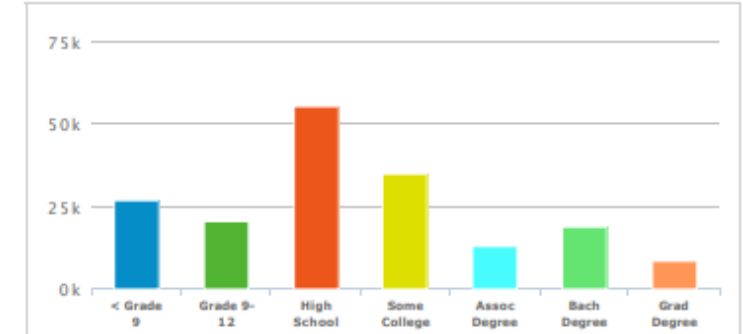
	TOTAL	%
< Grade 9	3,088	22.10
Grade 9-12	2,065	14.78
High School	4,350	31.14
Some College	2,443	17.49
Assoc Degree	662	4.74
Bach Degree	985	7.05
Grad Degree	378	2.71

Education Attainment (2021)



	TOTAL	%
< Grade 9	16,831	18.37
Grade 9-12	12,226	13.35
High School	30,802	33.63
Some College	16,317	17.81
Assoc Degree	5,314	5.80
Bach Degree	7,148	7.80
Grad Degree	2,961	3.23

Education Attainment (2021)



	TOTAL	%
< Grade 9	26,649	15.01
Grade 9-12	20,687	11.65
High School	55,320	31.16
Some College	34,781	19.59
Assoc Degree	12,980	7.31
Bach Degree	18,694	10.53
Grad Degree	8,440	4.75

Size of Household (2021)



	TOTAL	%
1 Person	3,092	39.21
2 Person	1,532	19.43
3 Person	983	12.47
4 Person	894	11.34
5 Person	622	7.89
6+ Person	321	4.07

Size of Household (2021)



	TOTAL	%
1 Person	10,918	23.76
2 Person	10,253	22.31
3 Person	6,960	15.15
4 Person	6,670	14.51
5 Person	4,917	10.70
6+ Person	2,794	6.08

Size of Household (2021)



	TOTAL	%
1 Person	19,603	22.31
2 Person	21,004	23.90
3 Person	13,499	15.36
4 Person	13,180	15.00
5 Person	9,410	10.71
6+ Person	5,273	6.00